

A gold-colored seven-pointed star badge. The top point is a triangle. A horizontal bar across the upper points contains the word "SHERIFF" in blue. Below this, a circular seal features a map of North Carolina with "STATE OF NORTH CAROLINA" around it. A banner across the lower points contains the words "DAVIE COUNTY" in blue. At the very bottom point, the letters "NC" are inscribed.

Davie County Sheriff's Office

Bermuda Run Town Council

May 14, 2024

Ammunition

2020 \$284 per case 1000 9mm bullets

2023 \$335 per case 1000 9mm bullets
18% increase

Deputies fired over
50,000 rounds of
Ammunition in 2023
During practice and
Qualification





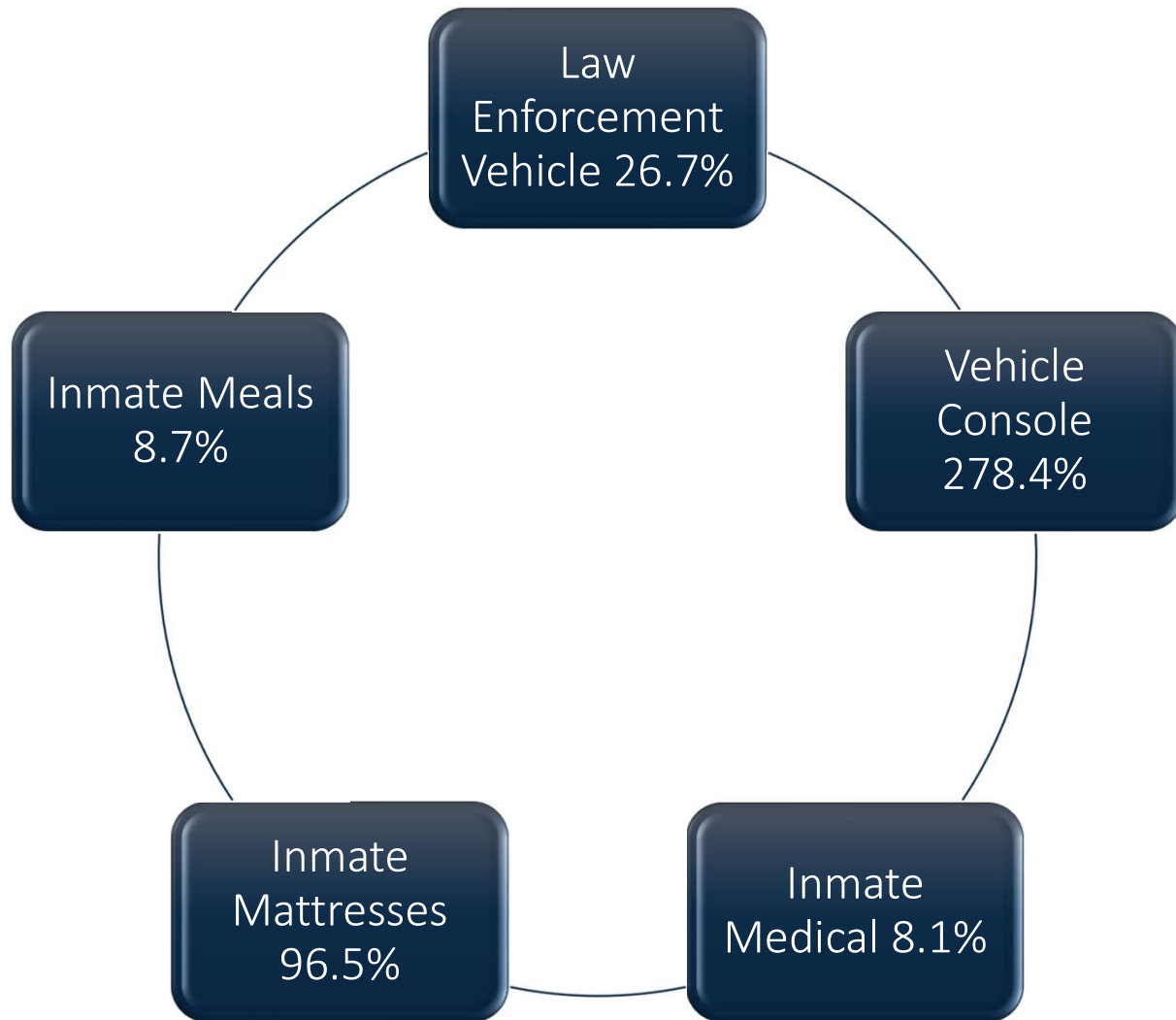
Deputy Equipment Body Armor

2018 cost 589.00

2023 cost 840.00

42.6% increase





Deputy Hiring and Retention

Salary

- Davie County **43,295**
- Forsyth County 52,804
- Iredell County 48,042
- Yadkin County 38,898
- Chatham County 48,850
- Rowan County 50,575

2% with 2-yr degree +4% with 4-yr degree +½% per year of LEO/DO experience



JOIN OUR TEAM!



DETENTION OFFICER - \$56,521.92
DEPUTY SHERIFF 12 HR - \$59,361.12

2.5% increase for associates / 5% increase for bachelors
(qualifying degrees)

*****PLUS A \$3,000 SIGN ON BONUS*****

Pay incentives for lateral hires if applicable!
Bilingual incentive!

SCAN THE QR CODE OR CALL/EMAIL
APPLY TODAY!

Effective Date
April 19th

704-920-3089

yourfuture@cabarruscounty.us



CAD Activity (Computer Aided Dispatch)

Any activity by a Deputy that is recorded in the communications center such as call response, traffic stops, and paper services. These are sometimes referred to as a call for service.

UCR (Uniform Crime Records)

Began in January 1930 in 43 states.

Seven crimes chosen as index crimes.

National Crime Reporting system

Data is collected by the FBI from each state.

Arson added as index crime in 1979.

NIBERS (National Incident Based Reporting System)

N.C. certified in September 2019

28 offense categories

Only arrest Data on 10 Group B crimes

DCSO began reporting on August 5, 2020

71 specific crimes called Group A offenses

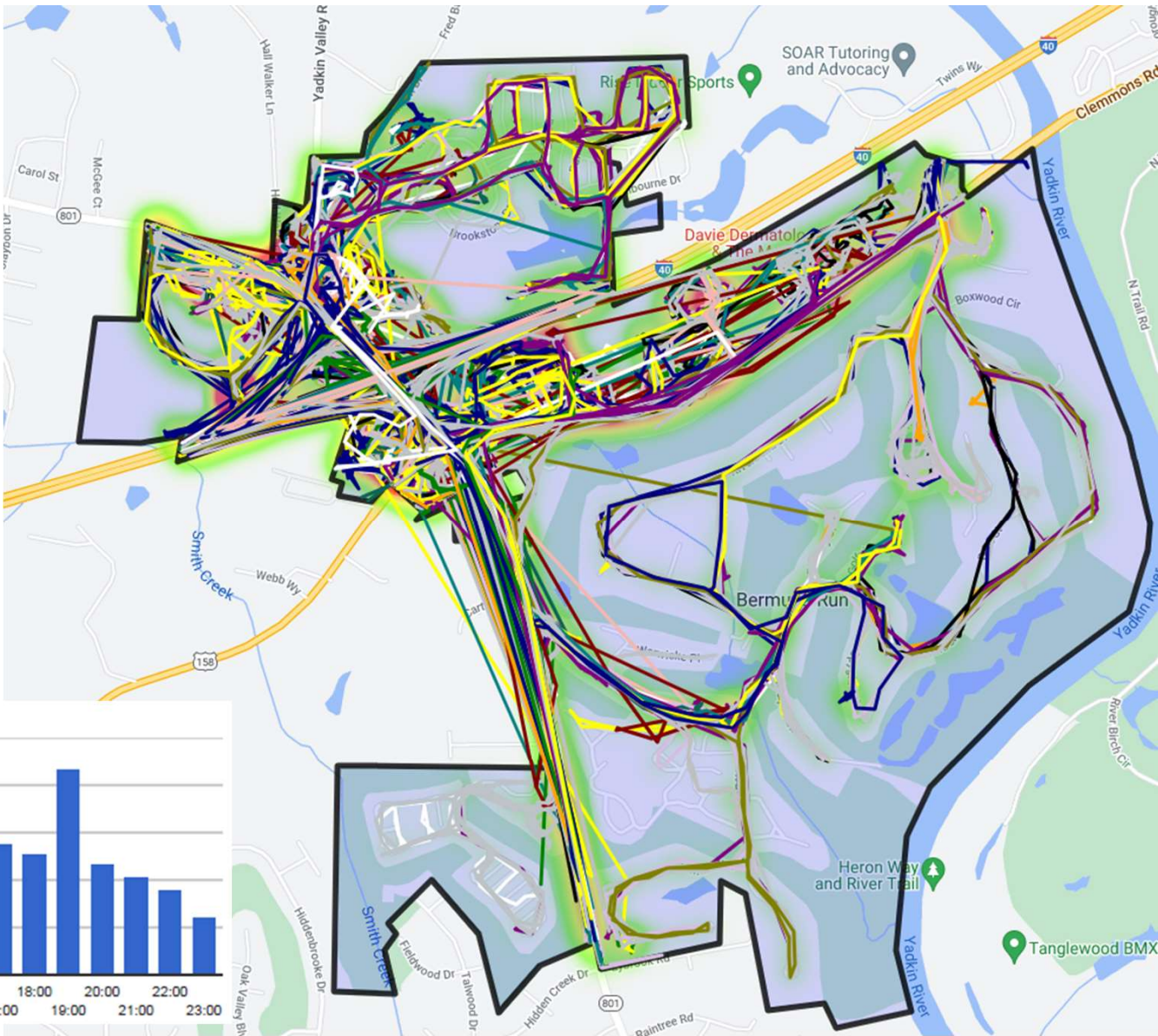
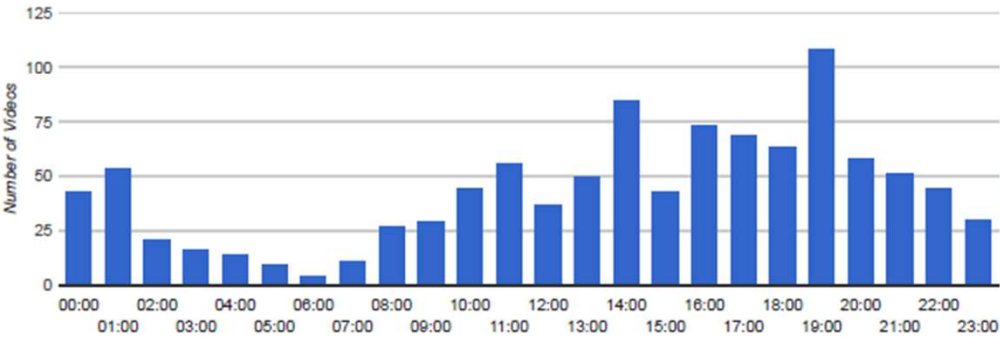
User Manual 6/30/2023 167 pages

ncsbi.gov/Services/Crime-Statistics/History-of-UCR

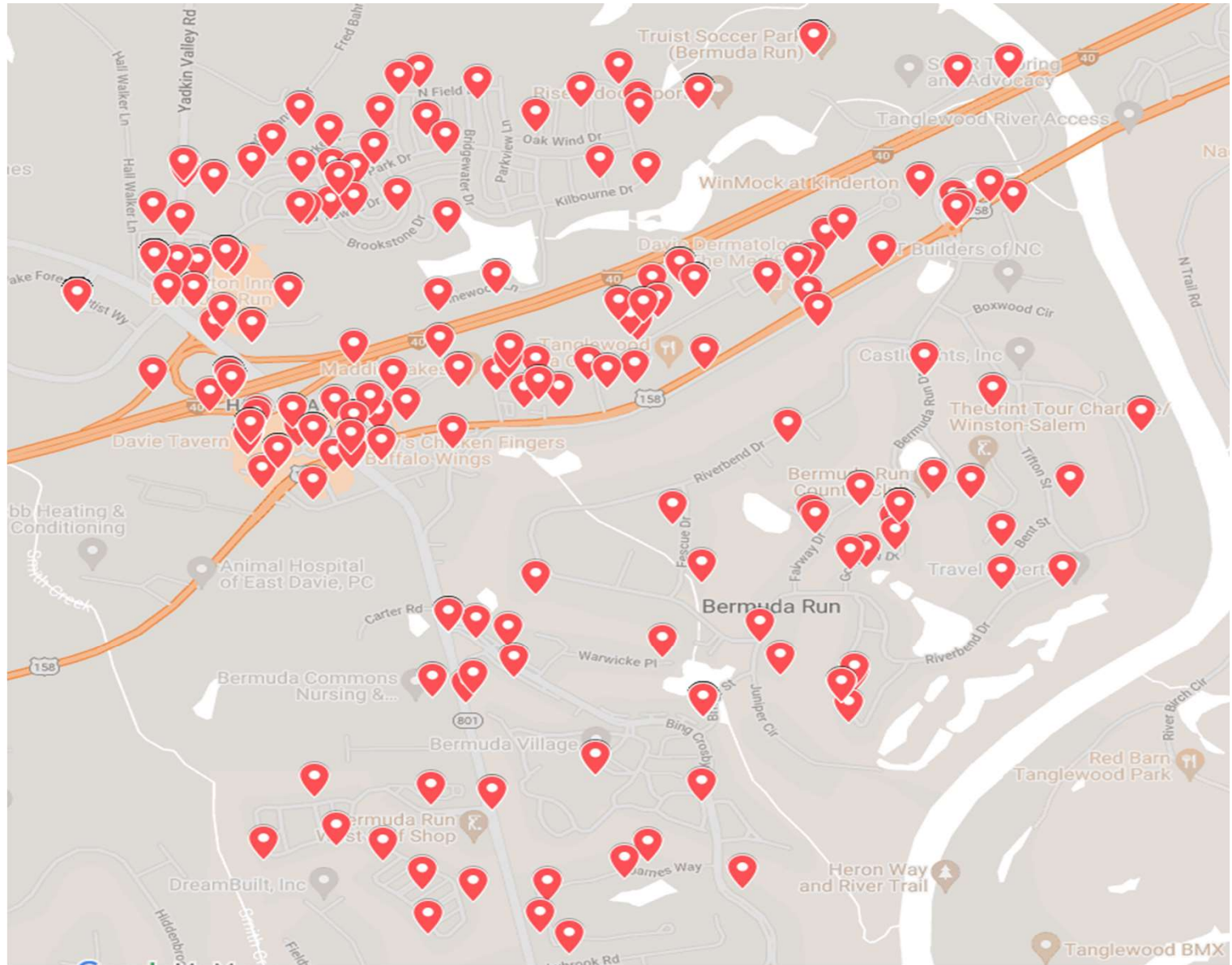
Patrol Coverage of Bermuda Run 1st Quarter 2024

3899 visits from 64 users
83764 total points collected
Approximate total time in area: 706:46:21
Average time per visit: 10:52

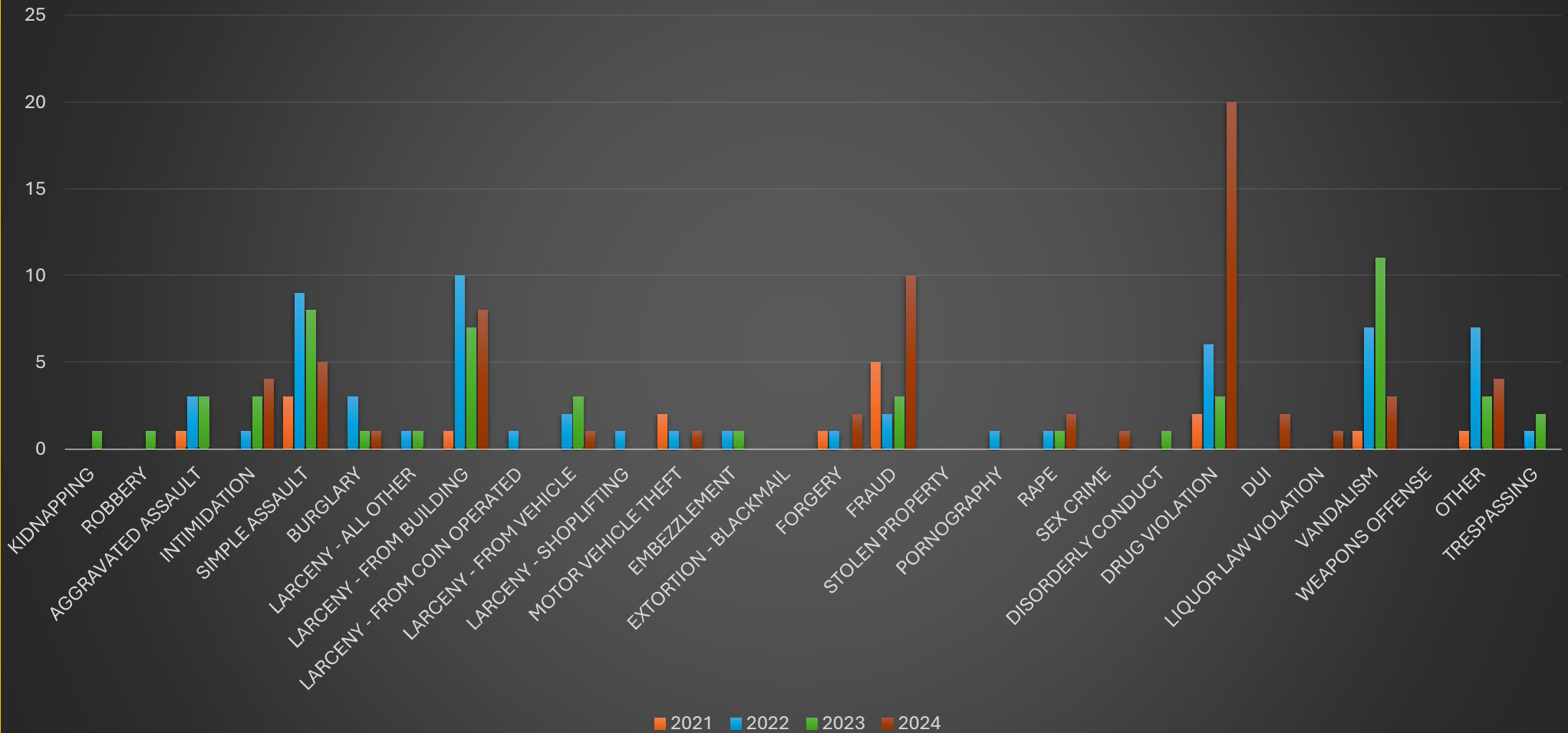
Visits to Area



Name	# Points	Time Spent (Method 1) *
653 <u>Michael Foster 653</u>	4381	412:27:55
A3 <u>Nathan Andrews AC3</u>	1731	164:16:49
235 <u>Brenden Flaherty 235</u>	6413	105:07:25
231 <u>Justin Sherrill 231</u>	2529	84:52:03
631 <u>Estefania Manzano 631</u>	679	77:00:11
277 <u>Joseph Haynes 277</u>	528	74:33:52
181 <u>Jason Robertson 181</u>	1153	69:40:02
182 <u>Adam Snow 182</u>	2943	69:15:30
217 <u>Jalen Scott 217</u>	1657	67:28:48
256 <u>Corbin Scott 256</u>	5887	62:30:52
Total	83764	2093:37:27

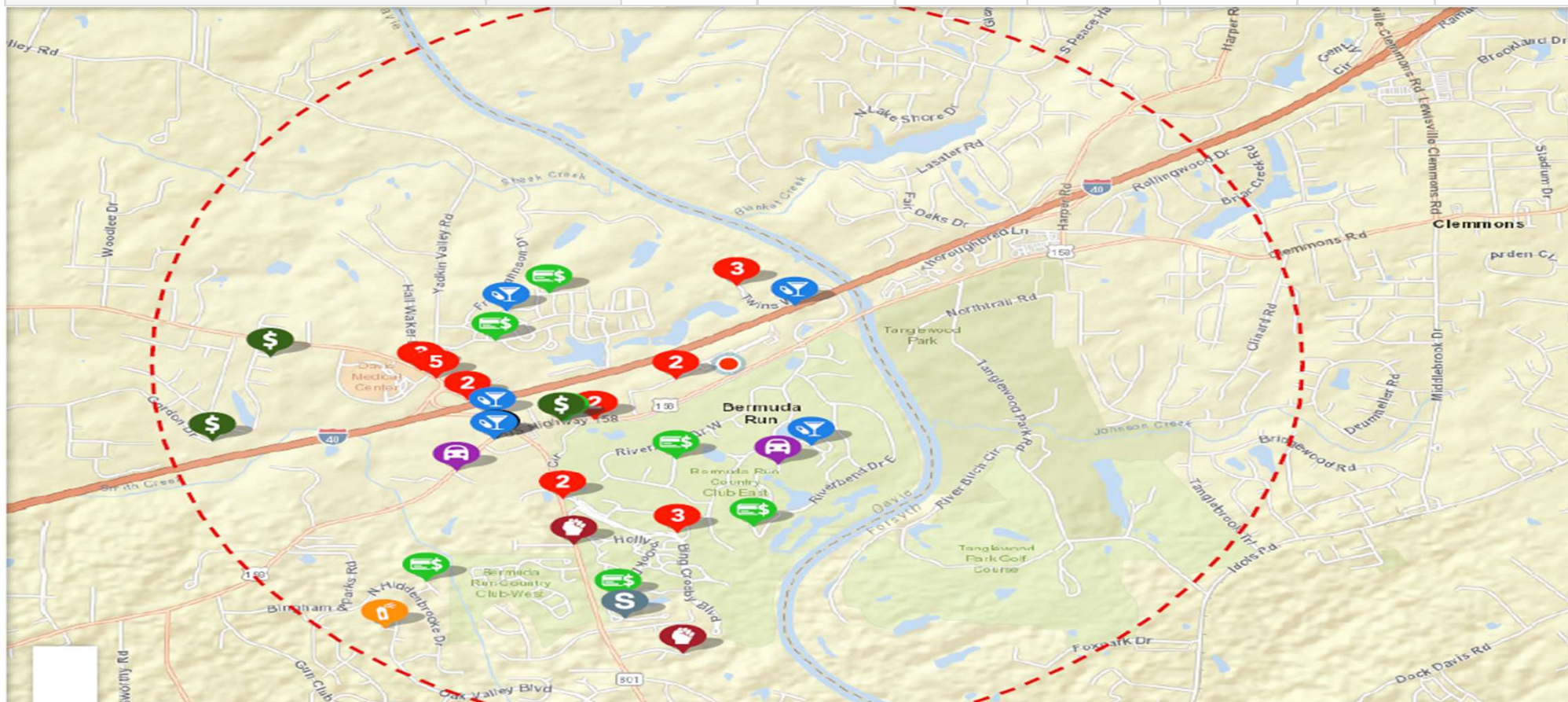


Crime Categories Year to Date



Crime Category	2021	2022	2023	2024
KIDNAPPING	0	0	1	0
ROBBERY	0	0	1	0
AGGRAVATED ASSAULT	1	3	3	0
INTIMIDATION	0	1	3	4
SIMPLE ASSAULT	3	9	8	5
BURGLARY	0	3	1	1
LARCENY - ALL OTHER	0	1	1	0
LARCENY - FROM BUILDING	1	10	7	8
LARCENY - FROM COIN OPERATED	0	1	0	0
LARCENY - FROM VEHICLE	0	2	3	1
LARCENY - SHOPLIFTING	0	1	0	0
MOTOR VEHICLE THEFT	2	1	0	1
EMBEZZLEMENT	0	1	1	0
EXTORTION - BLACKMAIL	0	0	0	0
FORGERY	1	1	0	2
FRAUD	5	2	3	10
STOLEN PROPERTY	0	0	0	0
PORNOGRAPHY	0	1	0	0
RAPE	0	1	1	2
SEX CRIME	0	0	0	1
DISORDERLY CONDUCT	0	0	1	0
DRUG VIOLATION	2	6	3	20
DUI	0	0	0	2
LIQUOR LAW VIOLATION	0	0	0	1
VANDALISM	1	7	11	3
WEAPONS OFFENSE	0	0	0	0
OTHER	1	7	3	4
TRESPASSING	0	1	2	0
Total	17	59	53	65

Crime Type	Mar 2024	Feb 2024	Percent Change	Mar 2023	Percent Change	YTD 2024	YTD 2023	Percent Change
VIOLENT CRIME	0	1	-100.0%	1	-100.0%	2	3	-33.3%
PROPERTY CRIME	2	5	-60.0%	2	0.0%	9	9	0.0%
OTHER CRIME	12	18	-33.3%	11	9.1%	47	32	46.9%



Crime Category	Jan 2024	Dec 2023	Percent Change	Jan 2023	Percent Change	YTD 2024	YTD 2023	Percent Change
ROBBERY	0	0	-	1	-100.0%	0	1	-100.0%
AGGRAVATED ASSAULT	0	1	-100.0%	0	-	0	0	-
INTIMIDATION	1	0	-	0	-	1	0	-
SIMPLE ASSAULT	1	4	-75.0%	2	-50.0%	1	2	-50.0%
BURGLARY	1	0	-	1	0.0%	1	1	0.0%
LARCENY - ALL OTHER	0	0	-	1	-100.0%	0	1	-100.0%
LARCENY - FROM BUILDING	1	4	-75.0%	3	-66.7%	1	3	-66.7%
EMBEZZLEMENT	0	0	-	1	-100.0%	0	1	-100.0%
FRAUD	3	2	50.0%	1	200.0%	3	1	200.0%
RAPE	1	0	-	0	-	1	0	-
SEX CRIME	1	0	-	0	-	1	0	-
DRUG VIOLATION	8	2	300.0%	0	-	8	0	-
DUI	1	0	-	0	-	1	0	-
VANDALISM	0	0	-	3	-100.0%	0	3	-100.0%
OTHER	2	1	100.0%	1	100.0%	2	1	100.0%

Crime Category	Feb 2024	Jan 2024	Percent Change	Feb 2023	Percent Change	YTD 2024	YTD 2023	Percent Change
ROBBERY	0	0	-	0	-	0	1	-100.0%
AGGRAVATED ASSAULT	0	0	-	1	-100.0%	0	1	-100.0%
INTIMIDATION	1	1	0.0%	0	-	2	0	-
SIMPLE ASSAULT	0	1	-100.0%	2	-100.0%	1	4	-75.0%
BURGLARY	0	1	-100.0%	0	-	1	1	0.0%
LARCENY - ALL OTHER	0	0	-	0	-	0	1	-100.0%
LARCENY - FROM BUILDING	4	1	300.0%	1	300.0%	5	4	25.0%
LARCENY - FROM VEHICLE	0	0	-	1	-100.0%	0	1	-100.0%
MOTOR VEHICLE THEFT	1	0	-	0	-	1	0	-
EMBEZZLEMENT	0	0	-	0	-	0	1	-100.0%
FORGERY	1	0	-	0	-	1	0	-
FRAUD	4	3	33.3%	1	300.0%	7	2	250.0%
RAPE	1	1	0.0%	0	-	2	0	-
SEX CRIME	0	1	-100.0%	0	-	1	0	-
DISORDERLY CONDUCT	0	0	-	1	-100.0%	0	1	-100.0%
DRUG VIOLATION	8	8	0.0%	1	700.0%	16	1	1,500.0%
DUI	0	1	-100.0%	0	-	1	0	-
LIQUOR LAW VIOLATION	1	0	-	0	-	1	0	-
VANDALISM	2	0	-	6	-66.7%	2	9	-77.8%
OTHER	1	2	-50.0%	1	0.0%	3	2	50.0%
TRESPASSING	0	0	-	1	-100.0%	0	1	-100.0%

Crime Category	Mar 2024	Feb 2024	Percent Change	Mar 2023	Percent Change	YTD 2024	YTD 2023	Percent Change
KIDNAPPING	0	0	-	1	-100.0%	0	1	-100.0%
ROBBERY	0	0	-	0	-	0	1	-100.0%
AGGRAVATED ASSAULT	0	0	-	1	-100.0%	0	2	-100.0%
INTIMIDATION	1	1	0.0%	2	-50.0%	3	2	50.0%
SIMPLE ASSAULT	2	0	-	4	-50.0%	3	8	-62.5%
BURGLARY	0	0	-	0	-	1	1	0.0%
LARCENY - ALL OTHER	0	0	-	0	-	0	1	-100.0%
LARCENY - FROM BUILDING	2	4	-50.0%	0	-	7	4	75.0%
LARCENY - FROM VEHICLE	0	0	-	2	-100.0%	0	3	-100.0%
MOTOR VEHICLE THEFT	0	1	-100.0%	0	-	1	0	-
EMBEZZLEMENT	0	0	-	0	-	0	1	-100.0%
FORGERY	0	1	-100.0%	0	-	1	0	-
FRAUD	3	4	-25.0%	0	-	10	2	400.0%
RAPE	0	1	-100.0%	0	-	2	0	-
SEX CRIME	0	0	-	0	-	1	0	-
DISORDERLY CONDUCT	0	0	-	0	-	0	1	-100.0%
DRUG VIOLATION	4	8	-50.0%	2	100.0%	20	3	566.7%
DUI	1	0	-	0	-	2	0	-
LIQUOR LAW VIOLATION	0	1	-100.0%	0	-	1	0	-
VANDALISM	0	2	-100.0%	1	-100.0%	2	10	-80.0%
OTHER	1	1	0.0%	0	-	4	2	100.0%
TRESPASSING	0	0	-	1	-100.0%	0	2	-100.0%

STATISTICAL BRIEFING -- Quarterly

Activity Type	Category	Jan-Mar 2024	Oct-Dec 2023	Actual Change	Percent Change	Jan-Mar 2023	Actual Change	Percent Change
VIOLENT CRIME	Aggravated Assault	0	2	-2	-100.0%	2	-2	-100.0%
	Rape	2	0	2	-	0	2	-
	Robbery	0	0	0	-	1	-1	-100.0%
	Total	2	2	0	0.0%	3	-1	-33.3%
PROPERTY CRIME	Larceny - From Building	7	13	-6	-46.2%	4	3	75.0%
	Larceny - All Other	0	1	-1	-100.0%	1	-1	-100.0%
	Motor Vehicle Theft	1	0	1	-	0	1	-
	Burglary	1	0	1	-	1	0	0.0%
	Larceny - From Vehicle	0	4	-4	-100.0%	3	-3	-100.0%
	Total	9	18	-9	-50.0%	9	0	0.0%
OTHER CRIME	Other	4	5	-1	-20.0%	2	2	100.0%
	Simple Assault	3	9	-6	-66.7%	8	-5	-62.5%
	Trespassing	0	1	-1	-100.0%	2	-2	-100.0%
	Disorderly Conduct	0	0	0	-	1	-1	-100.0%
	Fraud	10	4	6	150.0%	2	8	400.0%
	Drug Violation	20	3	17	566.7%	3	17	566.7%
	Intimidation	3	3	0	0.0%	2	1	50.0%
	Vandalism	2	6	-4	-66.7%	10	-8	-80.0%
	Liquor Law Violation	1	1	0	0.0%	0	1	-
	Embezzlement	0	1	-1	-100.0%	1	-1	-100.0%
	Dui	2	0	2	-	0	2	-
	Forgery	1	1	0	0.0%	0	1	-
	Kidnapping	0	0	0	-	1	-1	-100.0%
	Sex Crime	1	0	1	-	0	1	-
	Total	47	34	13	38.2%	32	15	46.9%
CAD	Other	1,220	1,216	4	0.3%	1,235	-15	-1.2%
	Hazard	0	0	0	-	1	-1	-100.0%
	Alarm	53	68	-15	-22.1%	60	-7	-11.7%
	Warrant	2	1	1	100.0%	1	1	100.0%
	Medical	1	0	1	-	1	0	0.0%
	Disturbance	23	15	8	53.3%	13	10	76.9%
	Patrol	10	14	-4	-28.6%	13	-3	-23.1%
	Domestic	11	8	3	37.5%	7	4	57.1%
	Total	1,320	1,322	-2	-0.2%	1,331	-11	-0.8%
ARRESTS	On-View Arrest	5	5	0	0.0%	0	5	-
	Taken Into Custody	3	0	3	-	2	1	50.0%
	Summoned/Cited	0	1	-1	-100.0%	0	0	-
	Total	8	6	2	33.3%	2	6	300.0%
Total		1,386	1,382	4	0.3%	1,377	9	0.7%

Offense Reports - Offense Summary

Crime Category	Crime Description	Count
INTIMIDATION	14-277.1 - 14-277.1	3
	Total	3
SIMPLE ASSAULT	14-33 - Simple Assault	1
	14-33(A) - 14-33(A)	2
	Total	3
BURGLARY	14-54 - Breaking or entering buildings generally.	1
	Total	1
LARCENY - FROM BUILDING	14-72(A) - 14-72(A)	7
	Total	7
MOTOR VEHICLE THEFT	14-72(A) - 14-72(A)	1
	Total	1
FORGERY	14-120 - Uttering forged paper or instrument containing a forged endorsement.	1
	Total	1
FRAUD	14-100 - Possession or manufacture of certain fraudulent forms of identification.	7
	14-113.13 - 14-113.13	1
	14-113.20 - 14-113.20	2
	Total	10
RAPE	14-27.5(A) - 14-27.5	1
	14-202.1 - 14-202.1	1
	Total	2
SEX CRIME	14-177 - Crime against nature.	1
	Total	1
DRUG VIOLATION	90-95(A)(1) - 90-95(A)(1)	1
	90-95(D)(1) - 90-95(D)(1)	2
	90-95(D)(2) - 90-95(D)(2)	1
	90-95(D)(4) - 90-95(D)(4)	8
	90-95(H)(4) - 90-95(H)(4)	1
	90-108(A)(7) - 90-108(A)(7)	2
	90-113.22 - 90-113.22	4
	90-113.22A - 90-113.22A	1
	Total	20
DUI	20-138.1(A) - 20-138.1	2
	Total	2
LIQUOR LAW VIOLATION	14-444 - Intoxicated and disruptive in public.	1
	Total	1
VANDALISM	14-160 - Alteration, destruction, or removal of serial number from firearm; posse...	2
	Total	2
OTHER	14-196(A)(3) - 14-196(A)(3)	1
	20-28(A) - 20-28(A)	1
	20-138.1 - 20-138.1	2
	Total	4
Report Total		58

DCSO Public Information

Davie County Sheriff's Office App.

Facebook facebook.com/daviecountysheriff/

Website www.dcsonc.com

Public Safety Zuercher Portal <https://davie-so-nc.zuercherportal.com/#/>

Crimemapping <https://www.crimemapping.com/map/nc/Davie%20County>

Davie County Enterprise